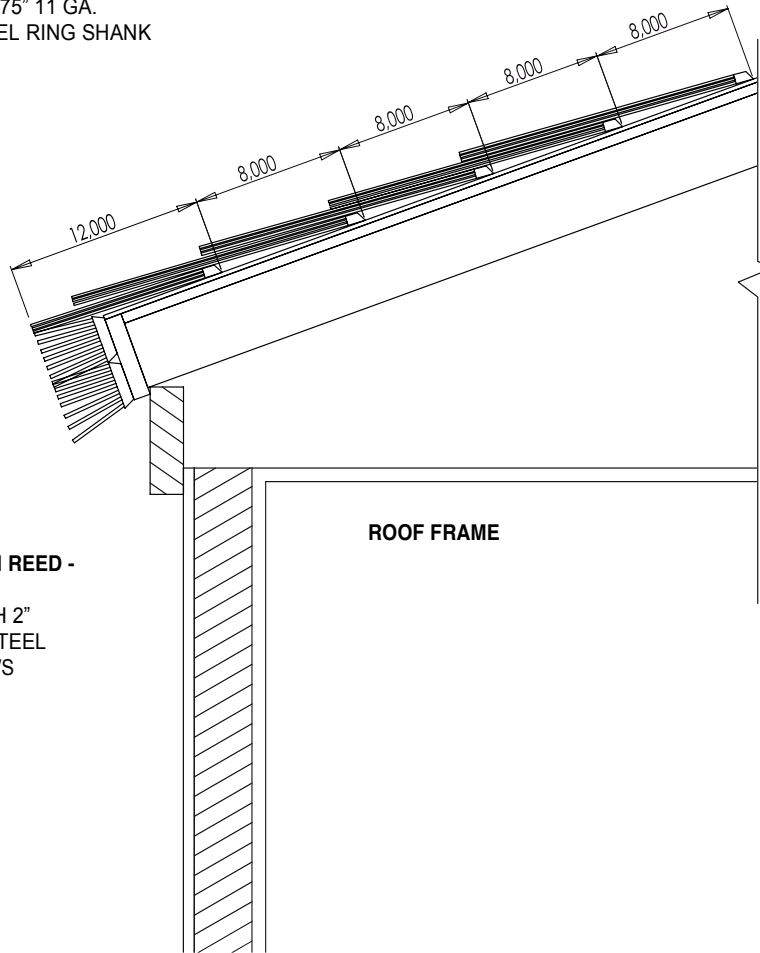


### FIELD TILE INSTALLATION

**VIRO THATCH REED - STARTER PANEL**  
 INSTALLED FLUSH TO EAVE PANELS  
 FASTEN WITH 1.75" 11 GA.  
 STAINLESS STEEL RING SHANK  
 ROOFING NAILS

**VIRO THATCH REED - SUB ROOF PANELS**  
 INSTALL 8" O.C.  
 FASTEN WITH 1.75" 11 GA.  
 STAINLESS STEEL RING SHANK  
 ROOFING NAILS

1/2"-3/4" CDX PLYWOOD



SOPREMA COLPHENE  
 HR FR GR ASPHALT  
 UNDERLAYMENT

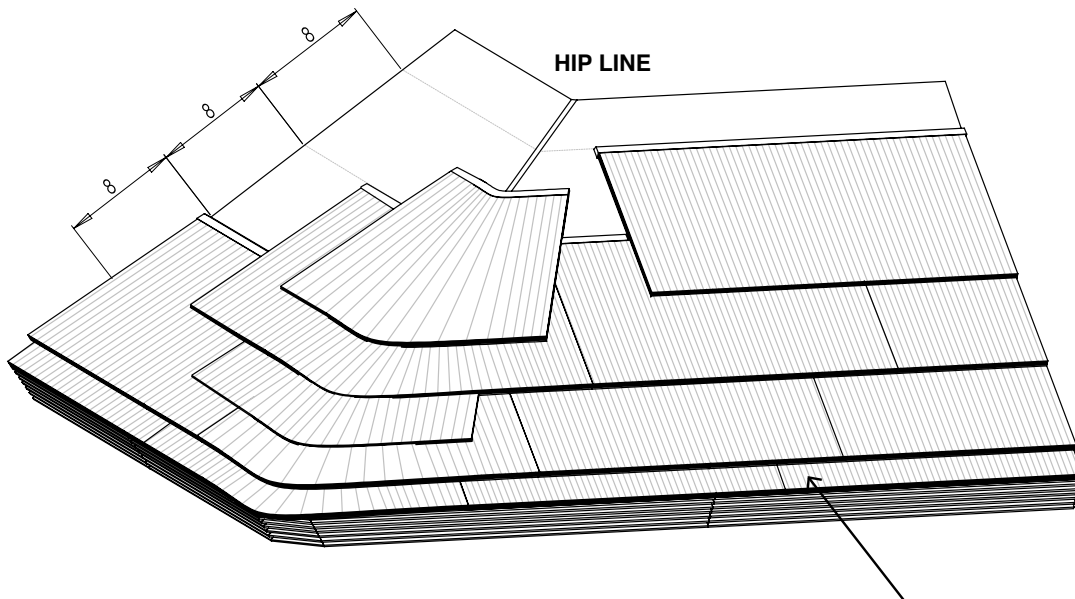
**VIRO THATCH REED - EAVE**  
 FASTEN WITH 2"  
 STAINLESS STEEL  
 DECK SCREWS

- SKU# TM-VR-EP / TM-VR-EPFR Viro Thatch Reed – Eave Panel: 31" L, (787.4mm) x 2.2" D, (55mm) x 4.9" L, (125mm)
- SKU# TM-VR-STP / TM-VR-STPFR Viro Thatch Reed - Starter Panel: 31" L, (787.4mm) x 10.83" W, (275mm) x .55" thickness, (14mm)
- SKU# TM-VR-SP / TM-VR-SPFR Viro Thatch Reed - Sub Roof Panel: 31" L, (787.4mm) x 17.72" W, (450mm) x 1" thick, (11mm)

### HIP INSTALLATION

**VIRO THATCH REED - 1/2 SUB  
ROOF PANEL**  
INSTALLED WITH 1.75" 11 GA.  
STAINLESS STEEL RING  
SHANK ROOFING NAILS

**VIRO THATCH REED - SUB  
ROOF PANEL**  
INSTALLED 8" O.C.  
FASTEN WITH 1.75" 11 GA.  
STAINLESS STEEL RING  
SHANK ROOFING NAILS



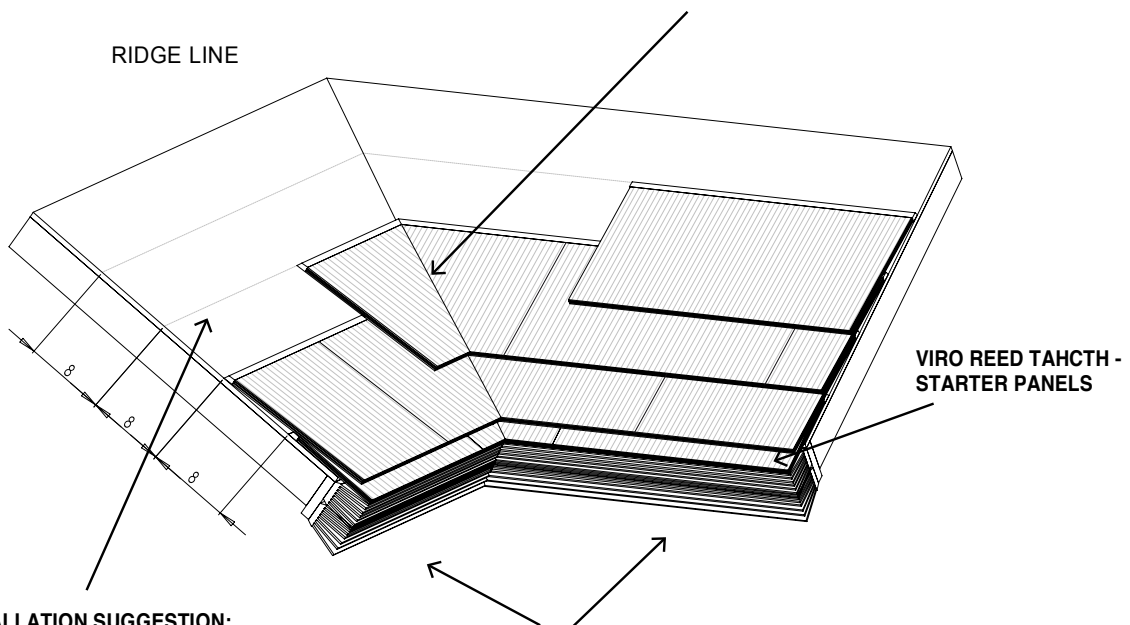
**VIRO THATCH REED - EAVE PANEL**  
FASTEN WITH 2"  
STAINLESS STEEL

**VIRO THATCH REED - STARTER PANEL**  
INSTALLED FLUSH TO EAVE PANELS  
FASTEN WITH 1.75" 11 GA.  
STAINLESS STEEL RING SHANK  
ROOFING NAILS

SKU# TM-VR-EP / TM-VR-EPFR Viro Thatch Reed – Eave Panel: 31" L, (787.4mm) x 2.2" D, (55mm) x 4.9" L, (125mm)  
SKU# TM-VR-STP / TM-VR-STPFR Viro Thatch Reed - Starter Panel: 31" L, (787.4mm) x 10.83" W, (275mm) x .55" thickness, (14mm)  
SKU# TM-VR-SP / TM-VR-SPFR Viro Thatch Reed - Sub Roof Panel: 31" L, (787.4mm) x 17.72" W, (450mm) x 1" thick, (11mm)

### VALLEY INSTALLATION

INSTALL THE REED PANEL FLUSH TO ROOF VALLEY. DEPENDING ON THE PITCH OF THE ROOF, THE VIROREED MAY NEED TO BE TRIMMED BACK SO IT DOES NOT CREATE A BUILD UP IN THE VALLEY CENTER.



**INSTALLATION SUGGESTION;**  
INSTALL ROOF PANELS  
ABOVE AND BELOW CHALK  
LINE by 1/4" TO CREATE A MORE  
NATURAL ROOF

**VIRO THATCH REED - EAVE PANEL**  
CUT ON 45° TO BUTT TO VALLEY CORNER  
FASTEN WITH 2" STAINLESS STEEL  
DECK SCREWS

STAGGER THE SEAMS  
ON THE FOLLOWING ROWS  
WORKING UP THE ROOF  
SO THEY DO NOT LINE UP

SKU# TM-VR-EP / TM-VR-EPFR Viro Thatch Reed – Eave Panel: 31" L, (787.4mm) x 2.2" D, (55mm) x 4.9" L, (125mm)  
SKU# TM-VR-STP / TM-VR-STPFR Viro Thatch Reed - Starter Panel: 31" L, (787.4mm) x 10.83" W, (275mm) x .55" thickness, (14mm)  
SKU# TM-VR-SP / TM-VR-SPFR Viro Thatch Reed - Sub Roof Panel: 31" L, (787.4mm) x 17.72" W, (450mm) x 1" thick, (11mm)